



# 2022 CHILD CARE PROFILE: MORGAN COUNTY, ILLINOIS

## Average Weekly Child Care Tuition Information

TUITION RATES	INFANT	TODDLER	2'S	3-4'S	5'S	SCHOOL AGE BEFORE/ AFTER	SCHOOL AGE SUMMER
FAMILY CHILD CARE	\$164.00	\$162.00	\$159.00	\$155.00	\$152.00	\$99.00	\$133.00
CENTER BASED CHILD CARE	\$248.00	\$243.00	\$198.00	\$173.00	\$170.00	\$98.00	\$153.00
OVERALL AVERAGE (ALL PROVIDERS)	\$206.00	\$203.00	\$179.00	\$164.00	\$161.00	\$99.00	\$143.00
PERCENT OF AVERAGE WEEKLY INCOME	19%	19%	17%	15%	15%	9%	14%

*This is full time weekly rates charged by providers for day shift.*

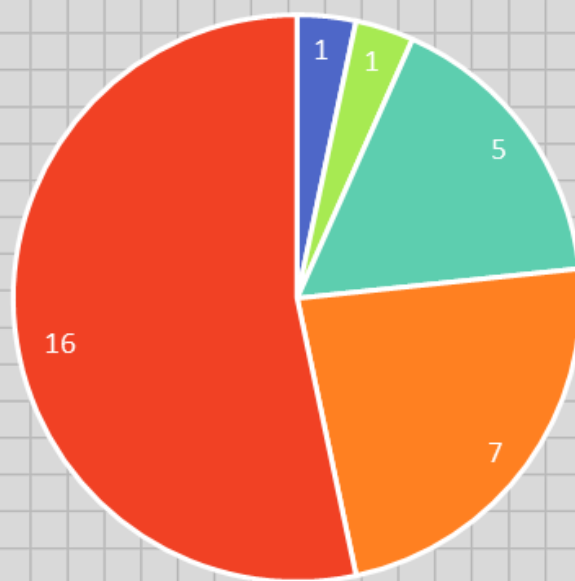
## Child Care Program Information (Programs/ Child Care Slots)

### OVERVIEW

There are a total of **30** child care facilities listed with the local CCR&R for **MORGAN COUNTY, IL** with a capacity to serve **1,312** children.

### NUMBER OF CHILD CARE FACILITIES

- Family Child Care: **16**
- (CCC) Preschool For All: **5**
- Child Care Center: **7**
- (CCC) Park/ Recreation Only: **1**
- Before/ After School Only: **1**

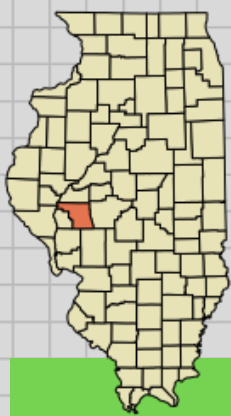


## Demographic Information

POPULATION	INCOME	ETHNICITY
Total population: <b>33,189</b>	Median earnings for workers* : <b>\$55,261</b>	White: <b>88.7%</b>
Children Age 0-5: <b>1,742</b>	Average weekly income (annual/52): <b>\$1,063</b>	Black/ African American: <b>6.4%</b>
Children age 5-9: <b>1,804</b>	Percent families whose income is below poverty level - (All Families) : <b>8.1%</b>	Native American: <b>0.2%</b>
Children Age 10-14: <b>1,767</b>	Percent families whose income is below poverty level - (with related children <18 years of age) : <b>17.5%</b>	Asian: <b>0.7%</b>
	Families With income <\$25,000 : <b>13.3%</b>	Hispanic or Latino: <b>2.7%</b>

\* Demographic Information obtained from the 2016-2021 American Community Survey 5-year Estimates United States Census Bureau\*





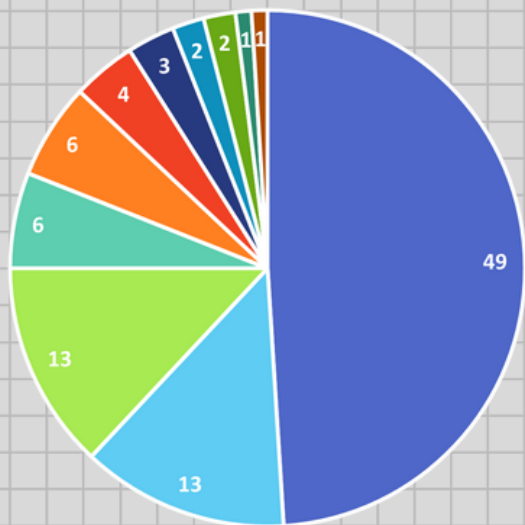
# 2022 CHILD CARE PROFILE: MORGAN COUNTY, ILLINOIS

## Customer Database

REQUESTS	NEEDS	PAYMENT
<p><i>Of the families and children served through 6/30/22*...</i></p> <p>Family child care was requested for <b>9 children (100%)</b></p> <p>Center-based care was requested for <b>9 children (100%)</b></p> <p>Full time care was requested for <b>10 children (111%)</b></p> <p>Part time care was requested for <b>0 children (0%)</b></p> <p><b>1</b> families requested care after 6pm (<b>11%</b>)</p> <p><b>8</b> families were single parent households (<b>89%</b>)</p> <p><b>1</b> families were teen parents (<b>11%</b>)</p> <p><b>8</b> families indicated that they were employed (<b>89%</b>)</p> <p><b>Families may request more than one type of care and schedule for their child(ren)</b></p>	<p>Percent of <b>Morgan County</b> parents needing care because of:</p> <p>Employment: <b>90%</b></p> <p>Training/ Education: <b>10%</b></p> <p>Relocation: <b>0%</b></p> <p>No Provider: <b>40%</b></p> <p>Parent Needs: <b>20%</b></p> <p><i>*percentages may be rounded*</i></p>	<p>For a single working parent living in <b>Morgan County</b>, working full-time, making minimum wage (\$12.00 per hour) and with an infant in child care they would either pay:</p> <p><b>52%</b> of their income before taxes, if their child was in a child care center.</p> <p><b>34%</b> of their income before taxes, if their child was in a child care home.</p> <p><i>* \$12.00 per hour x 40 hours = \$480 per week before taxes *</i></p>

**\*Families connected to providers through Community Child Care Connection in Morgan County: 9**

**\*Children connected to providers through Community Child Care Connection in Morgan County: 9**



### Problems Finding Care

Follow ups were completed on **71** out of the **327** families (representing **108** out of **498** children) who contacted Community Child Care Connection for child care referrals during the fiscal year of 07/01/2021 through 06/30/2022.

**The most common problems in searching for care as reported by the 71 families with follow ups:**

- No Openings: **49**
- No Problems Reported: **13**
- Other: **13**
- Location: **6**
- Schedule: **6**
- Cost: **4**
- Quality: **2**
- Curriculum: **1**
- Provider Not Trained to meet Child Needs: **2**
- Provider Could Not Accommodate Child: **1**
- Provider Not Experienced to meet Child Needs: **3**

**For more information regarding early care and education please contact Community Child Care Connection:**

2801 W. Lawrence Ave  
Springfield, IL 62704  
1.800.676.2805 or 217.525.2805  
Fax: 217.525.2894  
Email: [info@4childcare.org](mailto:info@4childcare.org)  
Website: [www.4childcare.org](http://www.4childcare.org)

